


Intensity of Sludge
Flow Rate


0000 - 01 Flow PD L/S
0.0000
0.0000

COMPONENT SIDE SLURRY
0000 - 01 Flow PD L/S
0.0000
0.0000

Intensity of Sludge
Flow Rate



COMPONENT SIDE SALES/MAK 10-1-20 11:44:41
10/1/2021
10:45
10:45
10:45




File 1 - COMPONENT SIDE


08-1-20-17:04:41
08/30/2021
08:08
View State
University of Oregon

File 2 - Bottom

08-1-20-17
08-1-20-17
08-1-20-17
08-1-20-17



10-1-20 11:44:41
10/1/2021
10:48
10:48
10:48
10:48



ORDER SIZE SLUGSHEET 09-1-20 11:44:41
09/30/2021
09:08
Print Date
University of Oregon